


BD PLAST®
FILTERING SYSTEMS

Product Range

EN



- Founded in 1986, **BD Plast** is an Italian family company specializing in screen changers and filtration systems for polymer extrusion.
- Over the years, it has grown from a local manufacturer into a trusted international partner, recognized for its **flexibility**, **customization** and **technological innovation**.
- With in-house engineering, advanced CAD-CAM production systems and a strong focus on research and development, BD Plast provides tailored solutions that combine reliability, efficiency and sustainability for extrusion lines worldwide.


Our products



**Manual
screen changers**




**Hydraulic
screen changers**




**Continuous flow
screen changers**

Static filters



**Hydraulic self-cleaning
screen changers**


**Complete
solutions**



**Extrusion
components**



Accessories



Manual screen changers

BDL lever type screen changers

OPTIMIZED
PERFORMANCE
MINIMIZED COSTS

FILTER MASSES
20 - 100 mm

APPLICATIONS


- Blown or cast films
- Flat sheet
- Pipes and profiles
- Cable coating
- Masterbatch and compound pelletizing
- Blow and injection moulding



Simple and reliable, the **manual BDL screen changers** offer the opportunity to improve performance, at minimal cost especially on small and medium size extrusion and coextrusion lines.

Available with filtering areas from **Ø 20 to Ø 100 mm**, units are equipped with a self-activating sealing system that allows a safe and leakproof use, up to **800 bar** working pressure.

The actuation lever, maneuverable on three sides ensures a quick movement of the sliding plate that has been designed to be fully balanced in all working positions.



BDL - main dimensions

Filtering mass	Flow dimensions			Screen dimensions			Overall dimensions				Heating power	
	Throughput	S/C Tot. Free Area	S/C Nominal Area total	Screen	Scr Housing	Scr Housing Dept	A	B	C	D		Weight
ø (mm)	(kg/h)	(cm ²)	(cm ²)	ø (mm)	ø (mm)	(mm)	(mm)	(mm)	(mm)	(mm)	(kg)	
20	3-7	1,3	3	21	22	2	103	250	ø 115	136	12	800 W
30	10-25	3,6	7	31	32	2	160	400	ø 180	141	30	1400 W
35	25-45	4,7	10	36	37	2	160	400	ø 180	141	30	1400 W
45	30-80	7,5	16	46	47	2	225	480	ø 245	184	65	2100 W
50	35-85	9,9	20	51	52	2	225	480	ø 245	184	65	2100 W
60	60-150	13,8	28	62	63	2	225	480	ø 245	184	65	2100 W
65	70-175	16,4	33	67	68	2	225	480	ø 245	184	65	2100 W
75	80-200	22	44	77	78	2	260	575	ø 270	199	85	2650 W
80	110-290	28	57	83	84	2	260	575	ø 270	199	85	2650 W
90	120-300	30	64	93	94	2	305	700	ø 320	228	140	3900 W
100	140-350	37	79	103	104	3	305	700	ø 320	228	140	3900 W

TC1 Thermocouple

Manual screen changers


BDLG ratchet type screen changers

COMPACT DESIGN,
EFFORTLESS
OPERATION

FILTER MASSES
30 - 160 mm

APPLICATIONS


- Blown or cast films
- Flat sheet
- Pipes and profiles
- Cable coating
- Masterbatch and compound pelletizing
- Blow and injection moulding



More than a natural evolution of the BDL, the **BDLG stands for an extremely clean design**, result of **careful engineering**, granting **excellent compactness**. Available with **filtering areas from Ø 35 to Ø 160 mm**, represents a high-quality choice among the manually operated screen changers.

The movement of the sliding plate is given through a series of gear wheels, driven by a simple reversible ratchet which allows to minimize the overall dimensions of actuation.

The favorable reduction ratio makes the movement of the plate smooth and effortless, even with large filtering areas.



BDLG - main dimensions

Filtering mas	Flow dimensions			Screen dimensions			Overall dimensions					Heating power
	Throughput	S/C Tot. Free Area	S/C Nominal Area total	Screen	Scr Housing	Scr Housing Dept	A	B	C	D	Weight	
ø (mm)	(kg/h)	(cm ²)	(cm ²)	ø (mm)	ø (mm)	(mm)	(mm)	(mm)	(mm)	(mm)	(kg)	
30	10-25	3,6	7	31	32	2	178	151	ø 180	146	35	1000 W
35	25-45	4,7	10	36	37	2	178	151	ø 180	146	35	1000 W
45	30-80	7,5	16	46	47	2	236	221	ø 245	184	70	2600 W
50	35-85	9,9	20	51	52	2	236	221	ø 245	184	70	2600 W
60	60-150	13,8	28	62	63	2	236	221	ø 245	184	70	2600 W
65	70-175	16,4	33	67	68	2	236	221	ø 245	184	70	2600 W
75	80-200	22	44	77	78	2	245	252	ø 270	199	90	3400 W
80	110-290	28	57	83	84	2	245	252	ø 270	199	90	3400 W
90	120-300	30	64	93	94	2	286	301	ø 320	228	150	5500 W
100	140-350	37	79	103	104	3	286	301	ø 320	228	150	5500 W
120	200-500	54	113	123	124	4	312	352	ø 380	230	240	6600 W
140	250-700	54	113	123	124	4	337	419	ø 380	275	230	7200 W
160	350-800	96	201	163	164	4	337	419	ø 380	275	220	7200 W

TC1 Thermocouple

Manual screen changers


BDCG cartridge and ratchet type screen changers

COMPACT, FAST, REVOLUTIONARY IN CARTRIDGE ELEMENT FILTRATION

FILTER MASSES
60 - 110 mm

APPLICATIONS

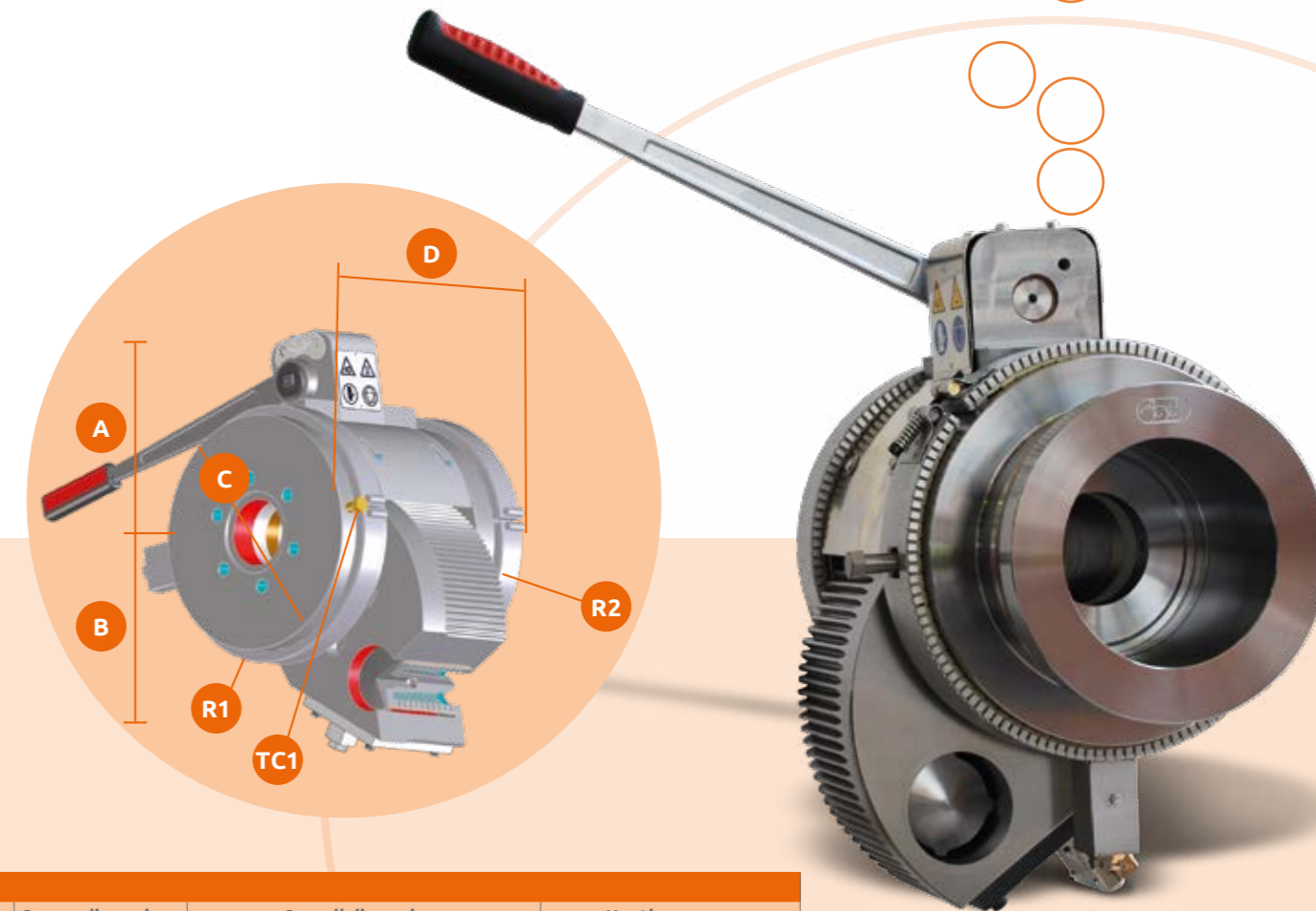
- Blown or cast films
- Pipes and profiles
- Cable coating



An innovative version of the BDLG type, the BDCG screen changer, with cartridge filtering elements, represents a revolution of the normal approach to this type of machine. Less bulky than a normal static cartridge filter, reduces replacement costs and machine downtime, making demanding maintenance even less.

Available in sizes 60, 75, 90 and 110 and compatible with extruders from Ø 45 to Ø 120 mm, BDCG is in effect a screen changer, equipped with two filter cartridges positioned on the sliding plate.

The filter replacement is fast, and machine downtime is minimized.



BDCG - main dimensions

Filtering mass	Flow dimensions			Screen dimensions		Overall dimensions				Heating power		
	Throughput	S/C Tot. Free Area	S/C Nominal Area total	Screen	Length	A	B	C	D	Weight	Zone 1 (R1+R2)	Zone 2 (R3+R4)
ø (mm)	(kg/h)	(cm ²)	(cm ²)	ø (mm)	ø (mm)	(mm)	(mm)	(mm)	(mm)	(kg)		
60	60-150	49	100	50	94	231	234	ø 245	261	105	W2500	W1500
75	80-200	62	120	60	87	236	260	ø 270	282	140	W4450	W1500
90	120-300	110	215	75	140	286	309	ø 320	345	225	W4000	W2200
110	200-450	195	394	93	135	286	309	ø 320	345	225	W4000	W2200

TC1, TC2 Thermocouples


BDP screen changers

ERGONOMIC DESIGN AND FLEXIBLE INSTALLATION

FILTER MASSES 45 - 180 mm

APPLICATIONS

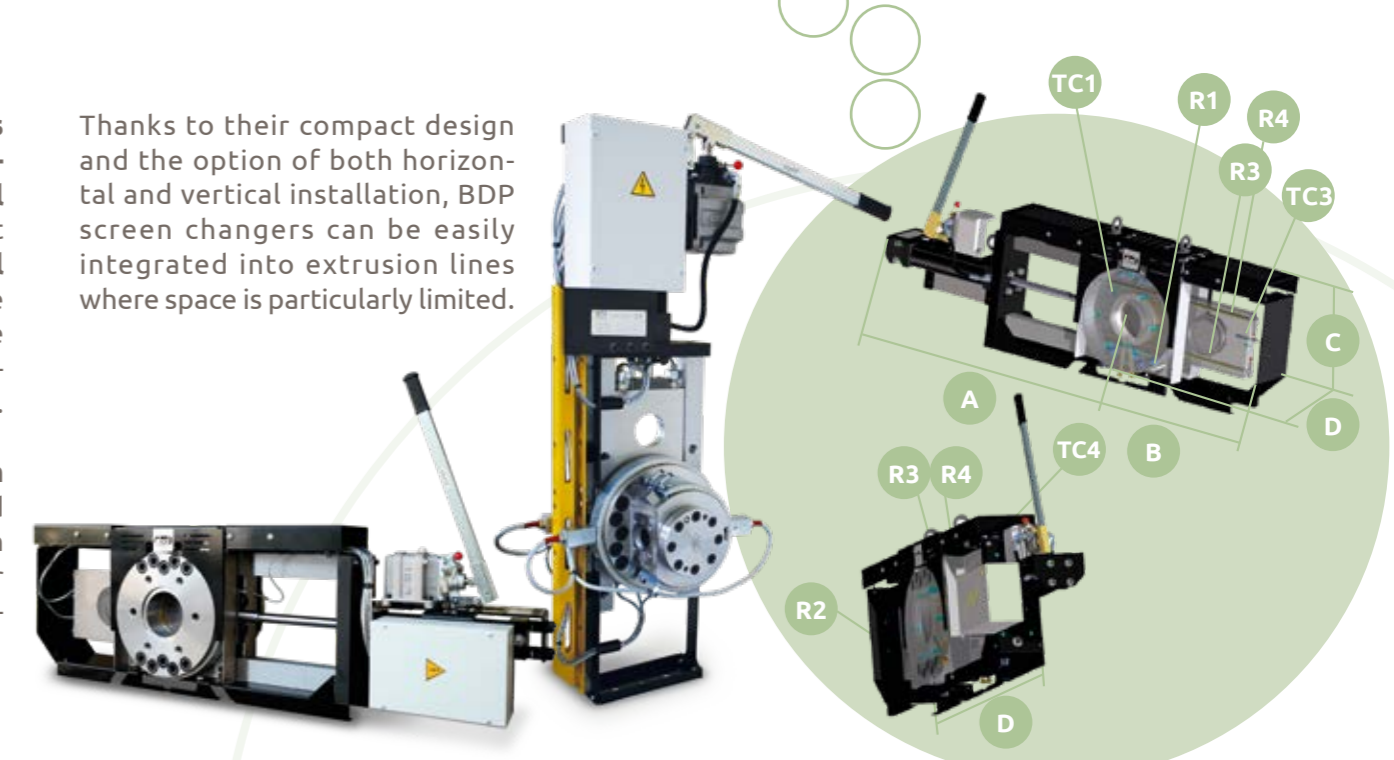
- Blown or cast films
- Flat sheet
- Pipes and profiles
- Cable coating
- Recycling
- Masterbatch and compound pelletizing
- Blow and injection moulding



The **BDP series screen changers** stand out for their **simple construction, ergonomics,** and the **rational design behind them.** They represent the **hydraulic evolution of manual screen changers** and are suitable for processing particularly sensitive polymers, thanks to the specific temperature control of each filter holder.

Available with filtering sizes from **Ø 45 to Ø 180 mm**, they are equipped with a channeled wiring system on the upper part that directs the power cables and thermocouples into a junction box located next to the cylinder.

Thanks to their compact design and the option of both horizontal and vertical installation, BDP screen changers can be easily integrated into extrusion lines where space is particularly limited.



BDP - main dimensions

Filtering mass	Flow dimensions			Filter mesh size			Overall dimensions					Heating power			High temp. extrusion Heating power				
	Throughput	S/C Tot. Free Area	S/C Nominal Area total	Screen	Scr Housing	Scr Housing Dept	A	B	C	D	Weight	R1 Zone	R2 Zone	Sliding plates heating zones		R1 Zone power	R2 Zone power	Sliding plates heating zones	
ø (mm)	(kg/h)	(cm²)	(cm²)	ø (mm)	ø (mm)	(mm)	(mm)	(mm)	(mm)	(mm)	(kg)								
45	30-80	7,5	16	46	47	2	851	335	395	184	110	W1250	W700	W600 (300+300)	W600 (300+300)	W2100	W1100	W1200 (600+600)	W1200 (600+600)
50	35-85	9,9	20	51	52	2	851	335	395	184	110	W1250	W700	W600 (300+300)	W600 (300+300)	W2100	W1100	W1200 (600+600)	W1200 (600+600)
60	60-150	13,8	28	62	63	2	851	335	395	184	110	W1250	W700	W600 (300+300)	W600 (300+300)	W2100	W1100	W1200 (600+600)	W1200 (600+600)
65	70-175	16,4	33	67	68	2	851	335	395	184	110	W1250	W700	W600 (300+300)	W600 (300+300)	W2100	W1100	W1200 (600+600)	W1200 (600+600)
75	80-200	22	44	77	78	2	921	385	380	199	140	W1500	W1000	W600 (300+300)	W600 (300+300)	W2500	W1700	W1200 (600+600)	W1200 (600+600)
80	110-290	28	57	83	84	2	921	385	380	199	140	W1500	W1000	W600 (300+300)	W600 (300+300)	W2500	W1700	W1200 (600+600)	W1200 (600+600)
90	120-300	30	64	93	94	2	1061	465	425	228	210	W2100	W1350	W600 (300+300)	W600 (300+300)	W3500	W2250	W2000 (1000+1000)	W2000 (1000+1000)
100	140-350	37	79	103	104	3	1061	465	425	228	210	W2100	W1350	W600 (300+300)	W600 (300+300)	W3500	W2250	W2000 (1000+1000)	W2000 (1000+1000)
120	200-500	54	113	123	124	4	1088	580	586,5	230	335	W2300	W2000	W1500 (750+750)	W1500 (750+750)	W3800	W3200	W2200 (1100+1100)	W2200 (1100+1100)
140	300-750	73	154	143	144	4	1088	580	586,5	230	330	W2300	W2000	W1500 (750+750)	W1500 (750+750)	W3800	W3200	W2200 (1100+1100)	W2200 (1100+1100)
160	400-900	96	201	163	164	4	1145	610	586,5	274	400	W4200	W3600	W1500 (750+750)	W1500 (750+750)	W4200	W3600	W3000 (1500+1500)	W3000 (1500+1500)
180	500-1250	120	254	184	185	4	1291	670	715	365	780	2xW3200	2xW3200	W4000 (R5+R6)	W4000 (R7+R8)				

TC1, TC2, TC3, TC4 Thermocouples


BDT screen changers

OPTIMIZED PERFORMANCE, MAXIMUM CONVENIENCE

FILTER MASSES
45 - 120 mm

APPLICATIONS

- Blown or cast films
- Flat sheet
- Pipes and profiles
- Cable coating
- Masterbatch and compound pelletizing
- Blow and injection moulding




Compact and reliable, the **BDT hydraulic screen changers** enhance production performance by eliminating any manual effort from the operator, thanks to activation via a hydraulic swinging cylinder.

Their **compact** and **robust** design makes them easy to integrate into small and medium-sized extrusion and co-extrusion lines where space is extremely limited.

Available with filtering sizes from **Ø 45 to Ø 120 mm**, they are equipped with a self-activating sealing system that ensures safe, leak-free operation at working pressures of up to **800 bars**.

The movement of the filter plate is carried out with precision through hydraulic actuation.



SMART, LEAK-FREE EXTRUSION EFFICIENCY

Hydraulic screen changers

BDO FT screen changers

ERGONOMICS AND SIMPLICITY FOR CONSISTENTLY RELIABLE FILTRATION

FILTER MASSES
45 - 160 mm

APPLICATIONS

- Blown or cast films
- Flat sheet
- Pipes and profiles
- Cable coating
- Recycling
- Masterbatch and compound pelletizing
- Blow and injection moulding



The hydraulic screen changers BDO FT series are characterized by **simple design, ergonomics and rationality with which they were designed.**

Thanks to a uniform and efficient heating system, are suitable for the processing of highly sensitive polymers.

The operation in combination with a quick-change hydraulic power unit allows the replacement of the filtering media while the extruder is running.

Available with filtering masses from **Ø 45 to Ø 160 mm**, units are equipped with a cable channel in the bottom that conveys the power cables and thermocouples in a junction box located over the hydraulic cylinder, preventing dangerous overheating of the electrical system.



BDO FT - main dimensions

Filtering mass ø (mm)	Flow dimensions			Screen dimensions			Overall dimensions					Heating power			High temp. extrusion heating power				
	Throughput (kg/h)	S/C Tot. Free Area (cm²)	S/C Nominal Area total (cm²)	Screen ø (mm)	Scr Housing ø (mm)	Scr Housing Dept (mm)	A (mm)	B (mm)	C (mm)	D (mm)	Weight (kg)	R1 Zone	R2 Zone	Sliding plates heating zones	R1 Zone power	R2 Zone power	Sliding plates heating zones		
45	30-80	7,5	16	46	47	2	750	465	531	184	115	W1150	W700	W600 (300+300)	W600 (300+300)	W2100	W1100	W1200 (600+600)	W1200 (600+600)
50	35-85	9,9	20	51	52	2	750	465	531	184	115	W1150	W700	W600 (300+300)	W600 (300+300)	W2100	W1100	W1200 (600+600)	W1200 (600+600)
60	60-150	13,8	28	62	63	2	750	465	531	184	115	W1150	W700	W600 (300+300)	W600 (300+300)	W2100	W1100	W1200 (600+600)	W1200 (600+600)
65	70-175	16,4	33	67	68	2	750	465	531	184	115	W1150	W700	W600 (300+300)	W600 (300+300)	W2100	W1100	W1200 (600+600)	W1200 (600+600)
75	80-200	22	44	77	78	2	820	515	564	199	145	W1500	W1000	W600 (300+300)	W600 (300+300)	W2500	W1700	W1200 (600+600)	W1200 (600+600)
80	110-290	28	57	83	84	2	820	515	564	199	145	W1500	W1000	W600 (300+300)	W600 (300+300)	W2500	W1700	W1200 (600+600)	W1200 (600+600)
90	120-300	30	64	93	94	2	925	613	706	228	235	W2100	W1350	W600 (300+300)	W600 (300+300)	W3500	W2250	W2000 (1000+1000)	W2000 (1000+1000)
100	140-350	37	79	103	104	3	925	613	706	228	235	W2100	W1350	W600 (300+300)	W600 (300+300)	W3500	W2250	W2000 (1000+1000)	W2000 (1000+1000)
120	200-500	54	113	123	124	4	1152	745	839	230	365	W2300	W2000	W1500 (750+750)	W1500 (750+750)	W3800	W3200	W2200 (1100+1100)	W2200 (1100+1100)
140	300-750	73	154	143	144	4	1152	745	839	230	355	W2300	W2000	W1500 (750+750)	W1500 (750+750)	W3800	W3200	W2200 (1100+1100)	W2200 (1100+1100)
160	400-900	96	201	163	164	4	1200	757	868	274	460	W4200	W3600	W1500 (750+750)	W1500 (750+750)	W4200	W3600	W3000 (1500+1500)	W3000 (1500+1500)

TC1, TC2, TC3, TC4 Thermocouples

BDO FQ screen changers

STRENGTH AND ERGONOMICS FOR LONG-LASTING PERFORMANCE

FILTER MASSES
180 - 450 mm

APPLICATIONS

- Blown or cast films
- Flat sheet
- Pipes and profiles
- Cable coating
- Recycling
- Masterbatch and compound pelletizing
- Blow and injection moulding



The hydraulic screen changers BDO FQ are designed for a traditional but demanding audience.

Designed for high production or recycling extrusion lines, they have achieved a high level of ergonomics thanks to continuous technical development. Their proven reliability and durability confirm the quality of a product that delivers excellent results even in the most challenging conditions.

Available with filtering areas from Ø 180 to Ø 450 mm, the units feature a new protection system for easier access to the sliding plate during screen replacement, as well as a new wiring system that enables faster maintenance.



BDO FQ - main dimensions

Filtering mass	Flow dimensions			Screen dimensions			Overall dimensions					Heating power			
	Throughput	S/C Tot. Free Area	S/C Nominal Area total	Screen	Scr Housing	Scr Housing Dept	A	B	C	D	Weight	Zone R1	Zone R2	Sliding plates heating zones	
Ø (mm)	(kg/h)	(cm²)	(cm²)	Ø (mm)	Ø (mm)	(mm)	(mm)	(mm)	(mm)	(mm)	(kg)				
180	500-1250	121	254	184	185	4	1291	1104	965	365	840	2xW3200	2xW3200	W4000 (R5+R6)	W4000 (R7+R8)
200	600-1500	151	314	204	205	4	1291	1104	965	365	840	2xW3200	2xW3200	W4000 (R5+R6)	W4000 (R7+R8)
225	800-2000	192	398	229	230	4	1309	1188	1025	402	950	2xW3600	2xW3600	W4000 (R5+R6)	W4000 (R7+R8)
250	950-2450	234	491	255	256	4	1309	1188	1025	402	950	2xW3600	2xW3600	W4000 (R5+R6)	W4000 (R7+R8)
300	1400-3400	340	707	304	305	4	1642	1460	1260	480	1500	2xW5200	2xW5200	W6000 (R5+R6)	W6000 (R7+R8)
350	1600-3800	463	962	354	355	4	1718	1525	1331	508	2200	2xW8000	2xW8000	W6000 (R5+R6)	W6000 (R7+R8)
400	2600-6000	685	1257	405/406	407	5	2000	1200	1223	648	3000	2xW10700	2xW10700	W10000 (R5+R6)	W10000 (R7+R8)
450	3100-7000	869	1590	456/457	458	5	2304	1404	1498	860	5000	W39700	W39700	W12000 (R5+R6)	W12000 (R7+R8)

TC1, TC2, TC3, TC4 Thermocouples

Continuous flow screen changers


BDOx2 screen changers

GUARANTEED FLOW CONTINUITY AND IMMEDIATE RETURN ON INVESTMENT

FILTER MASSES
45 - 350 mm

APPLICATIONS


- Blown or Cast films
- Flat sheet
- Pipes and profiles
- Cable coating
- Recycling
- Masterbatch and compound pelletizing
- Blow and injection moulding
- Adhesives (Hot Melt)



BDOx2 continuous flow screen changers simplify construction while ensuring top material quality. The new sealing system works on **high-pressure extrusion lines**.

Tested on various extrusion types, it delivers **perfect flow continuity** even for thin films, with payback in under a month.

Engineered venting and filtration, plus a simple interchangeable sealing system, **reduce downtime and maintenance costs**.



BDOx2 - main dimensions

Filtering mass 2x ø (mm)	Flow dimensions			Screen dimensions			Overall dimensions					Heating power				BDO eq. ø (mm)
	Throughput (kg/h)	S/C Tot. Free Area (cm²)	S/C Nominal Area total (cm²)	Screen ø (mm)	Scr Housing ø (mm)	Scr Housing Dept (mm)	A (mm)	B (mm)	C (mm)	D (mm)	Weight (kg)	Zone R1	Zone R2	Sliding plates heating zones	S/C Filtration configuration	
45	80-190	18	32	46	47	2	701	314	360	280	180	W2000	W2000	Not applicable	1	64
60	120-300	28	57	62	63	3	772	299	404	290	250	W3000	W3000	Not applicable	1	85
80	230-550	55	101	83	84	3	866	372	454	332	410	W4000	W4000	Not applicable	1	113
100	300-750	75	157	103	104	3	1015	448	496	332	510	W4000	W4000	Not applicable	1	141
120	400-1050	107	226	123	124	3	1105	520	570	374	720	W8000	W8000	Optional W1300x4	1 - (2 opt.)	170
140	600-1500	146	308	143	144	3	1249	588	624	428	1100	W10000	W10000	Optional W1300x4	1 - (2 opt.)	198
160	800-2000	191	402	163	164	3	1359	658	688	457	1370	W12800	W12800	Optional W1300x4	1 - (2 opt.)	226
180	1100-2600	242	509	184	185	3	1473	729	716	455	1530	W15000	W10000	Optional W1600x4	1 - (2 opt.)	255
200	1500-3000	302	628	204	205	4	1622	832	773	457	1810	W18000	W12000	W3200 (each)	1 - (2 opt.)	283
250	2000-4800	496	982	255	256	4	1769	1250	1293	540	3500	W10800 R1 (Up) W10800 R2 (Down)	W10800 R3 (Up) W10800 R4 (Down)	W4000 (each)	1 - (2 opt.)	354
300	2500-6000	752	1414	304	305	4	2195	1303	1413	540	3830	W10800 R1 (Up) W10800 R2 (Down)	W10800 R3 (Up) W10800 R4 (Down)	W5000 (each)	1 - (2 opt.)	424
350	3000-7000	1010	1924	354	355	4	2416	1413	1546	595	4650	W10800 R1 (Up) W10800 R2 (Down)	W10800 R3 (Up) W10800 R4 (Down)	W8200 (each)	1 - (2 opt.)	495

TC1, TC2 Thermocouples

S/C Filtration configuration 1 Breaker disc for each sliding plate; always wet by the polymer flow, except when replacing the filter net.
2 Breaker discs for each sliding plate; one of which is in a waiting position to the outside air, outside the body of the C / F. SLIDING PLATE HEATING NECESSARY

Continuous flow screen changers


BDOx2 REC screen changers

SUSTAINABILITY AND EFFICIENCY FOR EVERY RECYCLING PROCESS

FILTER MASSES
120 - 350 mm

APPLICATIONS

- Quantitative recycling
- Post industrial recycling
- Post consume recycling



BDOx2 REC screen changers combine robustness and efficiency for recycling post-industrial and post-consumer plastics.

Reinforced seals allow **high-pressure operation**. Tested on high-output plants, they ensure consistent flow and quality, fast payback, and minimal downtime.

Filtration chambers and purge channels manage impurities, while interchangeable seals allow quick on-site maintenance.



BDOx2 REC 4 Breakers (2+2) - main dimensions

Filtering mass 2x ø (mm)	Flow dimensions			Screen dimensions			Overall dimensions					Heating power				BDO eq. ø (mm)
	Throughput (kg/h)	S/C Tot. Free Area (cm ²)	S/C Nominal Area total (cm ²)	Screen ø (mm)	Scr Housing ø (mm)	Scr Housing Dept (mm)	A (mm)	B (mm)	C (mm)	D (mm)	Weight (kg)	Zone R1 - R2	Zone R3 - R4	Sliding plates heating zones R5 - R6 R7 - R8	S/C Filtration configuration	
120	400-1050	107	226	123	124	3	1105	520	570	374	730	W8000	W8000	W1300x4	2+2	170
140	500-1000	146	308	143	144	3	1249	742	624	428	1100	W10000	W10000	W1300x4	2+2	198
160	600-1200	191	402	163	164	3	1359	819	688	457	1400	W12800	W12800	W1200x4	2+2	226
180	700-1500	242	509	184	185	3	1473	881	716	455	1530	W15000	W10000	W1600x4	2+2	255
200	1000-2500	302	628	204	205	4	1482	857	773	457	1750	W18000	W12000	W1600x4	2+2	283
250	1200-3000	495	982	254/255	256	4	1684	1123	1293	540	3200	W10800 R1 (Up) W10800 R2 (Down)	W10800 R3 (Up) W10800 R4 (Down)	W4000x4	2+2	354
300	1500-3500	752	1414	254/255	256	4	1836	1123	1413	540	3560	W10800 R1 (Up) W10800 R2 (Down)	W10800 R3 (Up) W10800 R4 (Down)	W4000x4	2+2	424
350	2500-5500	1010	1924	254/255	256	4	1896	1153	1546	595	4030	W10800 R1 (Up) W10800 R2 (Down)	W10800 R3 (Up) W10800 R4 (Down)	W6000x4	2+2	495

TC1, TC2, TC4, TC6, TC8 Thermocouples

S/C Filtration configuration

2 Breaker discs for each sliding plate; one of which is in a waiting position to the outside air, outside the body of the C / F. SLIDING PLATE HEATING NECESSARY

Hydraulic self-cleaning screen changers


CleanChanger®

SMART SELF-CLEANING,
UNCOMPROMISED
FLOW CONTINUITY

FILTER MASSES
60 - 250 mm


APPLICATIONS

- Recycling (qualitative and intensive)
- Compound
- Flat and hollow sheet
- Pipes and profiles
- Blown and cast film
- Mono and multi-filaments
- Masterbatch
- Hot melt adhesives, glues, and sealants



With the innovative continuous screen changer **CleanChanger®**, we have written a new and important chapter in the history of **automatic cycle filtration**. The self-cleaning sequence is fully controlled by a PLC equipped with a touch-screen panel, allowing the screen changer to operate unattended and **without interruptions**.

We have developed a high-efficiency backflush cleaning system for the filter meshes, capable of achieving **up to 400 cycles** with maximum performance and cost-effectiveness.



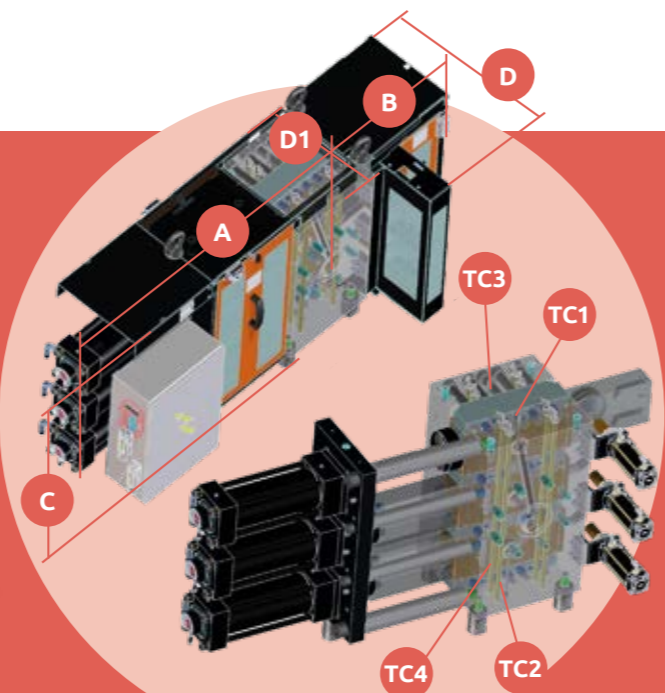

PATENTED, TESTED UP TO 400
SELF-CLEANING CYCLES

An extremely intuitive control software ensures that the screen changer is as simple as it is flexible to operate. At the end of the cycle, and with the extruder always running at full throughput, filter elements can be replaced thanks to the fully automated extraction of the breaker plates. **CleanChanger®**, by offering perfect flow continuity, allows for optimal integration into any type of extrusion line thanks to its compact design and advanced engineering. This results in the possibility of creating highly customized and optimized projects in true Plug&Play solutions.

A further evolution is represented by the new **"Q" square breaker plate configuration**. Recycling lines typically require large filtration surfaces: compared to a circular breaker plate, the square shape provides **28% more active surface area** within the same housing. This solution introduces several advantages:

- **Greater filtration surface** without altering standard dimensions.
- **More compact overall size** of the screen changer, enabling easier installation, especially in retrofit applications.
- **Lower energy consumption**, with the same throughput and operating conditions.

With the "Q" solution, CleanChanger® further enhances its ability to combine efficiency, compactness, and versatility, making it the ideal choice for the most advanced extrusion and recycling lines.



CleanChanger® main dimensions - standard breaker configuration

Filtering mass 3x ø (mm)	Flow dimensions			Extra plate S/C Tot. Free Area (cm²)	Filter mesh size			Overall dimensions					Heating power		BDO eq. ø (mm)	BDOx2 eq. 2x ø (mm)	
	Throughput (kg/h)	S/C Tot. Free Area (cm²)	S/C Nominal Area total (cm²)		Screen ø (mm)	Scr Housing ø (mm)	Scr Housing Dept (mm)	A (mm)	B (mm)	C (mm)	D (mm)	D1 (mm)	Weight (kg)	Zone R1, R2			Zone R3, R4
60	080-450	41	85	63	65,8	66	3	915	534	659	446	297	450	W2000 Up + W2000 Down	W2000 Up + W2000 Down	104	73
80	150-600	82	151	111	89,8	90	3	1038	542	726	550	325	700	W2500 Up + W2500 Down	W2500 Up + W2500 Down	139	98
100	250-800	112	236	150	109,8	110	3	1070	715	794	586	373	1250	W3800 Up + W3800 Down	W3800 Up + W3800 Down	173	122
120	400-1100	161	339	233	129,8	130	3	1321	792	934	654	436	1450	W6000 Up + W6000 Down	W6000 Up + W6000 Down	208	147
140	500-1400	219	462	339	149,8	150	3	1420	857	994	684	446	1800	W7000 Up + W7000 Down	W7000 Up + W7000 Down	242	171
160	750-1800	287	603	429	174,8	175	3	1441	899	1060	744	495	2200	W9600 Up + W9600 Down	W9600 Center	277	196
180	900-2500	363	763	539	199,8	200	3	1567	939	1122	761	529	2500	W9600 Up + W9600 Down	W9600 Center	312	220
200	1200-3500	452	942	687	219,8	220	3	1762	1064	1240	783	584	3400	W14500 Up + W14500 Down	W11600 Center	346	245
250	1500-5000	749	1473	993	271,8	272	3	2082	1246	1589	1047	651	6000	W10800 Up + W7200 Center + W10800 Down (3 zones)	W7200 Up + W7200 Center + W7200 Down (3 zones)	433	306

TC1, TC2, TC3, TC4 Thermocouples

CleanChanger® main dimensions - "Q" breaker configuration

Filtering mass 3x □ (mm)	Flow dimensions			Extra plate S/C Tot. Free Area (cm²)	Filter mesh size			Overall dimensions					Heating power		BDO eq. ø (mm)	BDOx2 eq. 2x ø (mm)	
	Throughput (kg/h)	S/C Tot. Free Area (cm²)	S/C Nominal Area total (cm²)		Screen ø (mm)	Scr Housing ø (mm)	Scr Housing Dept (mm)	A (mm)	B (mm)	C (mm)	D (mm)	D1 (mm)	Weight (kg)	Zone R1, R2			Zone R3, R4
60	150-600	41	85	63	65,8	66	3	915	534	659	446	297	450	W2000 Up + W2000 Down	W2000 Up + W2000 Down	104	73
80	300-900	82	151	82	89,8	90	3	1038	542	726	550	325	700	W2500 Up + W2500 Down	W2500 Up + W2500 Down	139	98
100	600-1100	112	236	150	109,8	110	3	1070	715	794	586	373	1250	W3800 Up + W3800 Down	W3800 Up + W3800 Down	173	122
120	750-1500	161	339	233	129,8	130	3	1321	792	934	654	436	1450	W6000 Up + W6000 Down	W6000 Up + W6000 Down	208	147
140	1000-2000	219	462	339	149,8	150	3	1420	857	994	684	446	1800	W7000 Up + W7000 Down	W7000 Up + W7000 Down	242	171
160	1200-3000	287	603	442	174,8	175	3	1441	899	1060	744	495	2200	W9600 Up + W9600 Down	W9600 Center	277	196
180	1500-4000	363	763	565	199,8	200	3	1567	939	1122	761	529	2500	W9600 Up + W9600 Down	W9600 Center	312	220
200	2000-5000	452	942	687	219,8	220	3	1762	1064	1240	783	584	3400	W14500 Up + W14500 Down	W11600 Center	346	245
250	3000-5000	701	1473	993	271,8	272	3	2082	1246	1589	1047	651	6000	W10800 Up + W7200 Center + W10800 Down (3 zones)	W7200 Up + W7200 Center + W7200 Down (3 zones)	433	306


TC1, TC2, TC3, TC4 Thermocouples

BDC and BDCLD filter

HIGH-PERFORMANCE FILTRATION FOR HIGHLY EFFICIENT EXTRUSION LINES

APPLICATIONS

- Blown or flat film
- Pipes and profiles
- Cable coating



BDC and BDCLD filtration housings are designed specifically for blown and cast film lines requiring strong filtration levels.

Single and multi-cartridge (3,7 and 12) BDC are suitable for filtration fineness up to 40 microns by means of cylindrical elements available with different diameters and length to achieve an overall filtering area allowing extended working time.


Filtering media surface can be flat or pleated to multiply up to 4 times the total filtering area.

BDCLD are suitable for extremely strong filtration levels up to 3 microns by means of disc filtering media "leaf disc" made of sintered wire cloth laminates or sintered non-woven fiber metal felt media.

The design and configuration of disc assembly enhances the effective filtering area reducing the residence time of the polymer and of course the risk of degradation. Both BDC and BDCLD filtering media are made of 316L stainless steel and therefore compatible with corrosive polymers.

Filtration housings and filtering media holders can be made of AISI 316L stainless steel or nickel plated and are designed to fit any kind of extruder, mechanical interface and hourly throughput.

As all BD Plast filtration systems can be fully customized to meet any possible need and are suitable for the processing of: PE, LDPE, LLDPE, HDPE, PP, PS, HIPS, PET, PA & e PA 66.



BDR filter

RELIABILITY AND PRECISE ADJUSTMENT FOR COATING APPLICATIONS

FILTER MASSES
60 - 160 mm

APPLICATIONS

- Processes of polymerization and extrusion



The BDR static filters are designed for use on coating lines for applying plastic films onto non-polymeric substrates.

Available with filtering sizes from \varnothing 60 to \varnothing 160 mm, the filter plate is equipped with a mechanical sealing system that prevents any polymer leakage during operation.

Downstream of the filter, it is possible to install a needle valve allowing the adjustment of the material flow to the head, with an opening regulation range from 5% to 100%.



PRECISION FILTRATION FOR COATING LINES


Extrusion components

BDMP adapters, elbows and extrusion melt pipes

THE INNOVATIVE AND IDEAL CONNECTION BETWEEN SCREEN CHANGERS AND EXTRUSION DIE

APPLICATIONS

- Processes of polymerization and extrusion



Adding **melt pipes, elbows and adapters** to our screen changers, we first introduced on the market a customized product but set on an innovative logic of standardization.

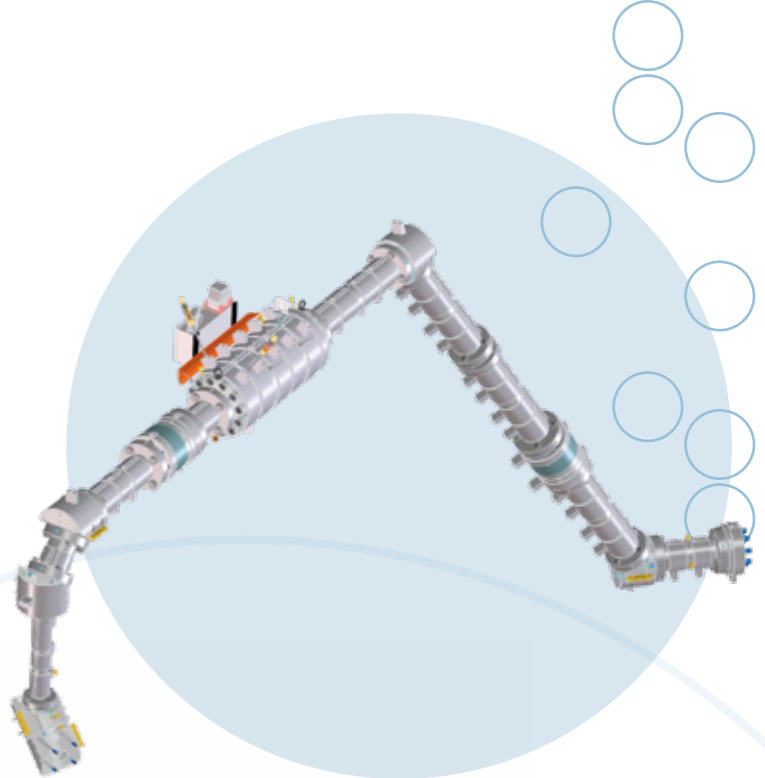

We can carry out even very complex projects of **connection between extruders, screen changers and die heads using the latest engineering and production technologies supported by 3D CAD-CAM & virtual machining.**

In this way we can provide manufacturers of extrusion lines a turnkey product of the highest quality.

Our range starts from **Ø 10 mm melt flow** for laboratory lines up to **Ø 90 mm** for high production rates.

The 30°, 45°, 60°, 75°, 90° and 105° elbows in monobloc, as well as in two halves, allow to satisfy the most varied requirements.

Cable channels, grids for thermal insulation and insulation blankets, complete the lay-out of these components for an optimal insertion in modern extrusion lines.



BDVD diverter valves

PRECISE MATERIAL DIVERSION, SEAMLESS PLANT INTEGRATION

APPLICATIONS
• Processes of granulation



A system for diverting out of process a part of the wasted polymer produced during start-up or shutdown of various extrusion lines.

The use of the diverter valves also extends to the granulation lines equipped with underwater pelletizers, where the presence of the diverter valve becomes a necessary condition for their smooth operation. Easy to maintain, it can be mounted on different types of plants or become part of a screen changer.

Produced with melt channels from $\varnothing 30$ to $\varnothing 200$ mm, it can, with minimal changes, use the same hydraulic power unit of our screen changers.

SMART POLYMER DIVERSION FOR EFFICIENT CHANGEOVERS




BDCF hydraulic die changers

**CONTINUOUS EFFICIENCY
IN EXTRUSION
HEAD REPLACEMENT**

APPLICATIONS

- Profiles
- Gaskets
- Expanded sheets and profiles
- Pipes
- Cable coating



BDCF hydraulic die changers are accessories that allow for the **replacement of dies or extrusion heads** in significantly less time than traditional manual operations.

They are particularly **useful in all processes**, such as profile production, **where frequent die or extrusion head replacement is required.**

The downtime generated by manual head replacement is eliminated, as is the preheating time for the new heads, which can be connected to the BDCF system and brought to operating temperature while the production head is still operating.

These systems **share many of the same components as the BDO single-plate hydraulic screen** changers from which they are directly derived and, if necessary, they can be equipped with mesh holders to perform the screen changer and die changer functions simultaneously.

These well-tested products allow for **quick changeovers** even for particularly bulky and heavy extrusion heads. They use special dual-axis carriages that slide on linear guides, ensuring **perfect alignment of the heads with the sliding attachment plate.**

To facilitate head connection, quick-release jaw locking systems are used, if necessary.


Depending on the type of polymer being processed, **heating can be electric or liquid-based.**



BDGS calender filter

ALTERNATE FILTER TECHNOLOGY FOR CALENDERING LINES

- APPLICATIONS
- Calendering
 - Compounding




The **BDGS system** is designed to ensure maximum efficiency and fast maintenance in calendering processes, providing **reliable and safe filtration** even under particularly demanding operating conditions.

The alternate filter technology allows productivity to be maintained while **minimizing downtime**, while the hydraulically operated clamping jaw ensures **stability and safety** during the locking of the filter elements.

The system is powered by **two independent double-acting hydraulic cylinders**, which guarantee uniformity and precision, while the breaker holder assemblies, mounted on movable arms with mechanical hinges, allow for simple and rapid maintenance.

The system is also equipped with **heating elements and thermocouples** wired into a junction box mounted on the machine, for efficient temperature control.

Engineered to guarantee reliability even in the most extreme conditions, the BDGS operates at temperatures up to 250 °C and withstands pressures up to 250 bar, making it **the ideal solution for applications that require robustness, safety, and production reliability.**



BDOC hydraulic power units

UNIQUE ON THE MARKET FOR CUSTOMIZATION CAPABILITIES AND QUALITY COMPONENTS



Expression of a project in compliance with PED 2014/68/UE, which is set according to a modular construction system, they are the ideal complement to our screen changers.

Every detail has been designed with the utmost attention for ease of use, maintenance and safety standards. As for the whole range of our products, it is possible to deliver customized units prearranged for driving multiple screen changers and, alternatively, for other hydraulic devices intended for different uses.

The quality components and the highly customization make our power units a unique proposition in the market.

BDOC fast change hydraulic power units											
Type	Coupling		Overall dimensions					Technical data			
	From BDO ø to BDO ø		W	D	H	Weight	Motor	Pump capacity cc/rev	Electro Valve type	Wessel n° and capacity	Tank capacity liters
	ø (mm)	ø (mm)	(mm)	(mm)	(mm)	(kg)	(kW)				
BDOC 0	45	80	660	300	670	80	0,55	1,1	Cetop 3	1 x 2,5 lt.	30
BDOC 1	90	140	670	700	1000	175	1,5	2,6	Cetop 5	1 x 10 lt.	100
BDOC 2	160	180	670	700	1025	220	4	6,3	Cetop 5	1 x 20 lt.	100
BDOC 2P	180	200	670	700	1200	240	4	6,3	Cetop 7	1 x 24 lt.	100
BDOC 3	200	250	670	700	1025	300	5,5	8,2	Cetop 7	2 x 20 lt.	100
BDOC 4	300	350	1000	1000	1025	420	7,5	11,3	Cetop 8	3 x 20 lt.	220
BDOC 4P	350	400	1000	1000	1200	450	7,5	11,3	Cetop 8	3 x 24 lt.	220
BDOC 5	400	450	1000	1500	1200	750	11	22,8	Cetop 10	6 x 24 lt.	320




BDOCx2 slow motion hydraulic power units										
Type	Coupling		Overall dimensions					Technical data		
	From BDO ø to BDO ø		W	D	H	Weight	Motor	Pump capacity cc/rev	Electro Valve type	Tank capacity liters
	ø (mm)	ø (mm)	(mm)	(mm)	(mm)	(kg)	(kW)			
BDOCx 2-1	45	80	490	300	800	50	1,5	2,6	Cetop 3	30
BDOCx 2-2	100	120	690	320	720	75	4	6,3	Cetop 3	45
BDOCx 2-3	140	180	700	320	920	95	7,5	11,3	Cetop 3	60
BDOCx 2-4	200	250	670	700	920	220	11	20,25	Cetop 5	150

BDOCxC slow motion hydraulic power units													
Type	Coupling		Overall dimensions					Sliding Plates command Technical data			Breakers Extraction command Technical data		
	From BDO ø to BDO ø		W	D	H	Weight	Tank capacity liters	Motor	Pump capacity cc/rev	3x Electro Valve type	Motor kW	Pump capacity cc/rev	3x Electro Valve type
	ø (mm)	ø (mm)	(mm)	(mm)	(mm)	(kg)							
BDOCxCC-1	45	80	665	400	819	50	45	1,5	2,6	Cetop 3	Pneumatic System code U043309		
BDOCxCC-2	100	120	916	559	1138	220	200	4	6,3	Cetop 3	0,25	0,63	Cetop 3
BDOCxCC-3	140	180	916	559	1138	220	210	7,5	11,3	Cetop 3	0,25	0,63	Cetop 3
BDOCxCC-4	200	250	916	559	1138	220	220	11	18,3	Cetop 3	0,25	0,63	Cetop 3

BDCS undercarriage supports

FROM SIMPLE ACCESSORY
TO CUSTOMIZED
SUPPORTING
STRUCTURE



Our simple undercarriage supports have evolved in the two axis mobile versions on rails and in the most recent load-bearing structures with screen changer carriages, hydraulically operated, mounted on recirculating balls ground guides.

Each project is tailored to the specific customer request.



TAILORED SOLUTIONS
FOR EVERY SCREEN CHANGER


Complete solutions

BDMP + BDOx2 + BDVD

TAILORED ENGINEERING SOLUTIONS FOR OUR CUSTOMERS' GROWTH

APPLICATIONS

- Processes of compounding and elastomer




At BD Plast Filtering Systems, we develop advanced, custom **solutions combining gear pumps, screen changers, and diverter valves** for precise extrusion control.

Tailor-made systems optimize production, reduce downtime, and handle molten materials efficiently.

The **BDMP – BDOx2 – BDVD system** integrates cutting-edge technology for reliable production flow.

Global reach and close client collaboration ensure innovation, quality, and growth while enhancing plant performance and competitiveness.



Index

Manual screen changers

BDL lever type screen changers	4
BDLG ratchet type screen changers	6
BDCG cartridge and ratchet type screen changers	8

Hydraulic screen changers

BDP screen changers	10
BDT screen changers	12
BDO FT screen changers	14
BDO FQ screen changers	16

Continuous flow screen changers

BDOx2 screen changers	18
BDOx2 REC screen changers	20

Hydraulic self-cleaning screen changers

CleanChanger®	22
---------------	----

Static filters

BDC and BDCLD filter	26
BDR filter	28

Extrusion components

BDMP adapters, elbows and extrusion melt pipes	30
BDVD diverter valves	32
BDCF hydraulic die changers	34
BDGS calender filter	36

Accessories

BDOC hydraulic power units	38
BDCS undercarriage supports	40

Complete solutions

BDMP + BDOx2 + BDVD	42
---------------------	----





BD PLAST®
FILTERING SYSTEMS

via Copernico 32, 44012 Bondeno - Ferrara, Italy
info@bdplast.com | www.bdplast.com

Discover more

